

2025年

中国建设银行



中国建设银行 (CIC) 股票代码 601328

中国建设银行 (CIC) 股票代码 601328



..... 2

..... 6

..... 10

..... 49

..... 74

..... 87

..... 98

..... 99

2025



---

			300476
			Victory Giant Technology (HuiZhou) Co.,Ltd
			516211
			516211
			www.shpcb.com
			zqb@shpcb.com





1012

2025 10 20 2027  
1

---

--	--	--	--	--

**1**

**2**

	2025	2024	2023
--	------	------	------



---

	2,003,656.08	1,236,179.48	746,397.44	
	8,120,450.40	13,037,770.12	9,300,445.33	--

1 —

F

1 —



HDI

1

a. “GPU CPU”

AI

AI MICRO-PLUG AIPC

PCIe 6 Oak stream 800G/1.6T

10mm

“ ”

b.

HỖ CHỖ 0

ERP

SRM

3

MLB

HLC

HDI

HDI

HDI

mSAP

ERP MES



PCB

“ ”

1

PCB

Prismark 2025 PCB 848.91

15.4% 2029 PCB 1,092.58 2024—2029

8.2% 2025 PCB 484.59 2029 PCB

624.63 2024—2029 8.7%

AI HDI 2025

HDI 157.17 25.6% 330.91

18.2%

2

PCB 2000

PCB 70%

PCB

2006 PCB PCB

2024-2029 PCB (

/	2000	2024	2025E	2029F	2025E/2024	2024-2029F
	10,852	3,493	3,786	4,368	8.4%	4.6%
	6,702	1,638	1,864	2,097	13.8%	5.1%
	11,924	5,840	6,469	8,078	10.8%	6.7%
	<b>3,368</b>	<b>41,213</b>	<b>48,459</b>	<b>62,463</b>	<b>17.6%</b>	<b>8.7%</b>
(	8,724	21,381	24,313	32,252	13.7%	8.6%
	<b>41,570</b>	<b>73,565</b>	<b>84,891</b>	<b>109,258</b>	<b>15.4%</b>	<b>8.2%</b>

3

2024-2029 PCB

/	2024	2025E	2029F	2025E/2024	2024-2029F
	7,947	8,390	9,627	5.6%	3.9%
	<b>27,994</b>	<b>33,091</b>	<b>43,106</b>	<b>18.2%</b>	<b>9.0%</b>
<b>HDI</b>	<b>12,518</b>	<b>15,717</b>	<b>21,295</b>	<b>25.6%</b>	<b>11.2%</b>
	12,602	14,727	20,086	16.9%	9.8%
	12,504	12,966	15,144	3.7%	3.9%
	<b>73,565</b>	<b>84,891</b>	<b>109,258</b>	<b>15.4%</b>	<b>8.2%</b>

AI

/

HDI

Prismark

AI

PCB

2024-2029

18.7%

AI

HDI

20.8%

AI

18

33.8%

PCB

3

“ AI ”

“ ”


“ ”

“ ”

1

PCB

### 智能制造蓝图规划



“ ”

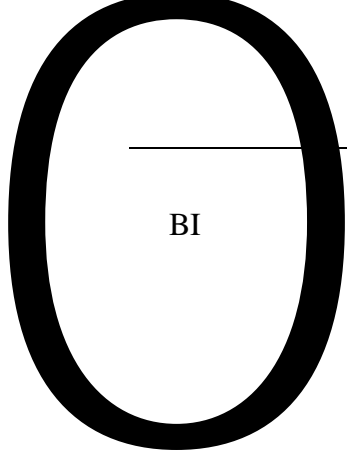
“ ”

AI

“ ”

MES+QMS+EAP+ERP+APS+WMS+SRM

PCB



BI

“ ”

AI

2026

2027

2028

AI

AI

AI

“AI+PCB”

2

“ ”

2015

“ ”

“

”

AI

“ ”

1

“ ”

GPU CPU

“ ”

AI

2

2015 GB/T29490-2023

1700

381

194

PCT3

5

184

3

20

87

“

” “

”

“

” “

” “

”

45

16

7

2023

“

”

2023

“

”

2023

“

”

“ ”

3

“ ”

2025

529

15

“

”

2025

158

904

4

2015

5.8

2017 8

10.8



PCB

AI

2

2025

HDI

100

6

24

HDI

10

30

HDI

16

Any-layer

HDI

AI

AI Data Center UBB

Prismark

PCB

6

PCB

3

3

“

+N”

2025

“

+N”

PCB

HDI

FPC

PCB

4

2025

7.78

72.88%

AI

“

AI

”“

” “

” “

”“

”

87

CT	PAD			
CT				

iLet

ICD

SMT

BGA

CCM

VR





MRDIMM			

AI  
AI  
PCB

AI

HDI

2

1

	2025		2024		
	19,292,313,457.36	100%	10,731,469,489.88	100%	79.77%
PCB	18,083,689,287.38	93.74%	10,050,761,971.53	93.66%	79.92%
	1,208,624,169.98	6.26%	680,707,518.35	6.34%	77.55%
PCB	18,083,689,287.38	93.74%	10,050,761,971.53	93.66%	79.92%
	1,208,624,169.98	6.26%	680,707,518.35	6.34%	77.55%
	14,821,429,648.97	76.83%	6,532,826,076.18	60.88%	126.88%
	4,470,883,808.39	23.17%	4,198,643,413.70	39.12%	6.48%
	19,292,313,457.36	100.00%	10,731,469,489.88	100.00%	79.77%

2

10%

( o

3

			2025	2024	
			PCB		
			8,089,582.91	8,951,453.03	-9.63%
			857,760.31	761,980.47	12.57%

PCB		8,236,814,663. 65	65.91%	5,197,105,363. 74	62.67%	3.24%
PCB		1,508,799,038. 74	12.07%	1,143,136,418. 94	13.78%	-1.71%
PCB		2,751,275,589. 48	22.02%	1,952,564,923. 18	23.55%	-1.53%
		12,496,889,291 .87	100.00%	8,292,806,705. 86	100.00%	

6

100%



7

8

	8,098,434,619.17
	41.98%
	0.00%

5



1



CCM				
LCD				
M2				
PCIE				
CT				
5G				
wifi				
PAC				
AI				
VR				
Micro				
LED				

NIC  
DDR6

01 0

5

CT

AI

x @

OAM

PC

iLet

MRDIMM

2OZ

2W

PCB

0.4mm  
0.2mm

2OZ  
28mil  
4mil

LEC Z m\$ m\$

0.2mm

FPC				
PCB				
RtR Photo-Imageable Coverlay with inline UV cure and baking UV RtR	Cathether long flex for medical industry	Completed	New industry application	Create new business
RtRtie-bar punch + ET+ laser cut+ slicing + + +	Cathether long flex for medical industry	Completed	New industry application	Create new business
RTR soft gold RtR	Cathether long flex for medical industry	Completed	New industry application	Create new business
RtR AVI+AI +	Cathether long flex for medical industry	Completed	New industry application	Create new business
AI system for AVI	Improve quality gate	Completed	Reduce HC, reduce defect escapee to customer.	Automation, company image.
Online auto bonding machine	Automation	Completed	Improve production accuracy	Automation, company image.
Robert Bosch auto PSA lamination PSA	To meet production need on heater flex for EV car	Completed	New industry application	Create new business
CO2 laser skiving	To meet production need on heater flex for EV car	Completed	New industry application	Create new business
Upgrade of SMT Line & Additional Machine/Equipments for Tianma Project SMT	Automotive PCBA for Tianma PCBA	Completed	To meet Tianma production capability & capacity	Create new business
New AXI Machine, Duplicate of ICT & FCT Tester equipment for Mass Production, PTI tester, Printer,Coating Thickness gauge,	Automotive PCBA for Tianma PCBA	Completed	To meet Tianma production capability & capacity	Create new business

Power Meter. AXI

ICT FCT  
PTI

Manufacturing  
Execution System  
(MES) MES

Completed

Monitors, tracks,  
documents and controls  
the processes of SMT  
and Back End

Loader unloader for wet process	Automation	Under evaluation	1 Replace manual operation 2 reduce wrinkle 0.1% 0.1%	Automation, company image.
Loader unloader for all punching	Automation	Under evaluation	1 Replace manual operation	Automation, company image.
Auto taping machine for gold plating	Automation	Under evaluation	1 Replace manual operation 2. reduce gold consumption.	Automation, company image.
4 Wires ET with Auto Load/Unload 4 ET	Automation	Under evaluation	1 Replace manual operation	Automation, company image.
Auto servo punching	Automation	Under evaluation	1 Replace manual operation	Automation, company image.
Auto loader/unload for quick laminator (4-opening)	Automation	Under evaluation	1 Replace manual operation	Automation, company image.
Auto Tap Pasting Leader machine	Automation	Under evaluation	1 Replace manual operation 2, Improved and full proof panel handling and stacking method ( )	Automation, company image.
4 Wires ET with Auto Load/Unload 4 ET (SAT)	Automation	In-progress Sign Off	1 Replace manual operation 2,Completed evaluate and monitoring machine performance and capability. ( ) 3, Improved handling products , and Auto Mark to identified and indicated defect item on the Boards.( ) 4. Advantage with a CCD camera to capture fiducial positioning for electrical test stability( CCD )	Automation, company image.
OJ micro RTR UV Laser Drill (FEMTO)	Cathether long flex for medical industry	In-progress Commissioning	New industry application	Automation, company image.

---

Horizontal Bond Film	Replacment	Pending Commisioning	1. Replace old machine >10 years; improve finishing yield 0.3% >10 , 0.3% 2. Replace manual operation, auto load/unload. 3. On Hold installation Bond Film (To be advise location (Factory) machine installation)  (	A
----------------------	------------	----------------------	---	---

			(To be advise location (Factory) machine installation)  (	
IEE Laminate machineIEE	New process for new project	Under evaluation	New industry application	Create new business

	2025	2024	
	1,751	1,362	28.56%
	9.73%	9.87%	-0.14%
	474	401	18.20%
	19	13	46.15%
	1	0	0.00%
	1,257	948	32.59%
30	323	175	84.57%
30~40	935	747	25.17%
40	493	440	12.05%

	2025	2024	2023
	777,643,427.06	449,826,528.15	348,303,603.62
	4.03%	4.19%	4.39%
	0.00	0.00	0.00
	0.00%	0.00%	0.00%
	0.00%	0.00%	0.00%

	1,818,848,933.76	20,338,544.70	8,842.87%
	8,553,818,528.87	1,061,168,381.59	706.08%
	-6,734,969,595.11	-1,040,829,836.89	-547.08%
	7,644,648,364.69	3,285,830,841.03	132.65%
	3,267,179,984.30	3,495,836,397.86	-6.54%
	4,377,468,380.39	-210,005,556.83	2,184.45%
	2,279,935,237.82	177,268,757.56	1,186.15%

65.70%

40.51%

238.85%

8842.87%

706.08%

547.08%

132.65%

2184.45%

1

	2025		2025			
	3,279,646,655. 67	9.31%	1,662,025,966. 52	8.67%	0.64%	
	5,871,178,951. 39	16.66%	3,886,603,908. 69	20.27%	-3.61%	
	3,162,360,350. 96	8.97%	2,045,403,293. 03	10.67%	-1.70%	
	9,164,387,030. 22	26.00%	7,172,275,858. 71	37.40%	-11.40%	
	3,609,874,903. 28	10.24%	256,535,616.57	1.34%	8.90%	
	98,106,598.32	0.28%	70,272,853.03	0.37%	-0.09%	
	1,499,705,005. 98	4.26%	1,253,688,055. 12	6.54%	-2.28%	
	11,422,898.80	0.03%	3,798,149.65	0.02%	0.01%	
	3,867,436,349. 78	10.97%	2,310,037,575. 42	12.05%	-1.08%	
	82,319,558.64	0.23%	60,231,401.60	0.31%	-0.08%	

2

1.					1,937,000,0 00.00	1,800,000,0 00.00		137,000,00 0.00
2.	15,795,533. 49					15,795,533. 49		

4.	16,268,853.39	1,738,026.189.24	2,378,751.961.92				2,854,295.042.63
	32,064,386.88	1,738,026.189.24	2,378,751.961.92	1,937,000.000.00	1,815,795.533.49		2,991,295.042.63
	37,371,381.88					32,228,801.73	69,600,183.61
	1,169,435.768.76	1,738,026.189.24	2,378,751.961.92	1,937,000.000.00	1,815,795.533.49	32,228,801.73	3,060,895.226.24
	0.00			1,736,000.00			1,736,000.00
				0			0



“ ” “ ”

“ AI ” AI  
PCB “ ”

PCB

2026 “ ” “ ”  
AI ”

1

AI PCB

2026

2

PCB

HDI

PCB

AI

AI

GPU

6

“

”

“

22

2

“ ”

3

“ ”

GPU

TPU

4

“ ”


5

6

7

“

”



1

HDI FPC

PCB

PCB

2

PCB

PCB

”

“



				20		
2025 06 16				47	2025 6 16	<a href="http://www.cniinfo.com.cn">http://www.cniinfo.com.cn</a>
2025 07 21				10	2025 7 21	<a href="http://www.cniinfo.com.cn">http://www.cniinfo.com.cn</a>
2025 07 28				179	2025 7 28	<a href="http://www.cniinfo.com.cn">http://www.cniinfo.com.cn</a>
2025 07 31				96	2025 7 31	<a href="http://www.cniinfo.com.cn">http://www.cniinfo.com.cn</a>
2025 08 29				880	2025 8 29	<a href="http://www.cniinfo.com.cn">http://www.cniinfo.com.cn</a>
2025 09 04				98	2025 9 4	<a href="http://www.cniinfo.com.cn">http://www.cniinfo.com.cn</a>
2025 09 12				62	2025 9 12	<a href="http://www.cniinfo.com.cn">http://www.cniinfo.com.cn</a>
2025 09 19				2025	2025 9 19	<a href="http://www.cniinfo.com.cn">http://www.cniinfo.com.cn</a>
2025 10 17				108	2025 10 17	<a href="http://www.cniinfo.com.cn">http://www.cniinfo.com.cn</a>
2025 10 29				697	2025 10	<a href="http://www.cniinfo.com.cn">http://www.cniinfo.com.cn</a>

					29	
2025 12 09				125	2025 12 10	<a href="http://www.cninfo.com.cn">http://www.cninfo.com.cn</a>

2024 11 8

<http://www.cninfo.com.cn>

“ ”

“ ”

“ ”

<http://www.cninfo.com.cn>

“ ”

2024 9 2

2024-043

“ ”

1 2025 192.92 79.77%

2 2025 PCB

3

2 —

1

2

2 —

3

8

3

1

4

2 —

5



5

è

		02 20	03 17	681		0		361	
		2018 12 19	2025 03 17	0	0	0	0	0	0
53									
		2018 12 19	2025 03 17	0	0	0	0	0	0
62									
		2018 12 19	2025 03 17	0	0	0	0	0	0
61									
		2025 03 17	2028 03 17	6,400	100	0	0	6,500	
60									
		2025 03 17	2028 03 17	0	0	0	0	0	0
41									
		2025 03 17	2028 03 17	0	0	0	0	0	0
51									
		2022 04 07	2028 03 17	0	0	0	0	0	0
48									
		2018 12 19	2028 03 17	0	0	0	0	0	0
61									
		2018 12 19	2028 03 17	10,800	0	0	0	10,800	0
43									
		2022 07 29	2028 03 17	240,00 0	0	60,000	0	180,00 0	
50									
		2012 02 20	2028 03 17	1,309, 925	0	327,48 1	0	982,44 4	
54									
		2024 08 16	2028 03 17	0	0	0	0	0	0
32									
		2025 01 08	2028 03 17	0	0	0	0	0	0
44									
Victor		2025	2028	0	0	0			
69									

J. Tavera s					07 04	03 17						
	--	--	--	--	--	--	9,979, 637	100	2,371, 246	0	7,608, 491	--

2025 3 17

2025 3 18

<http://www.cninfo.com.cn>

2025-036

2025 03 17  
2025 03 17  
2025 03 17  
2025 03 17  
2025 03 17

02

1977 4

1979 8

1966 3

1989 2 —2000 5

5 —2003 2

2 —2007 4

4 —2010 9

9

1985

2017

7 2023 6

2023 7

3

)

1975 10

1978 7

1976 2 ,  
 1999 7 2018 7 ( )  
 2019 8 ( )  
 1982 11 2004 9 2014 2  
 2014 2  
 1994 10 ,  
 1972 11

Victor J.Taveras

UNIMICRON TECHNOLOGY CORPORATION

SYNERGIE CAD

SANMINA

VIA SYSTEMS

			2001 09 03		
			2006 06 30		

---

			2012 06 27		



2023

:" »

ΓΧ#E

:" »

ΓΧ#E

			2024 03 01		
			2025 08 01		
			2006 07 01		

3

“

”



54	639.46
49	375.46
49	315.91
47	202.91
48	71.54
61	10
42	10
52	10
54 CFO	

---


**1**





2025

H

H

2025 07  
28

2025

<2025

>

2025 08  
25

<2025

>

<2025

2025 10  
26

>

<2025

>

2025 12  
26

<2026

>

..



			28				
				2022			
				2022			
			2025 09 11				
				2022			
			2025 01 07				
		2					
			2025 02 25				

2025 03  
17

3

2025 07  
03

	12,125
	289
	4,040
	89
	663
	783
	17,989
	122
	2,554
	3,356
	6,212
	5,745
	17,989

2

3



10	0		
10	20		
10	0		
	870,131,870		
	1,740,263,740.00		
	0.00		
	1,740,263,740.00		
	6,546,500,586.70		
	100.00%		
40			
2025 12 31	870,349,313	217,443	870,131,870
	10	20	

1

2022

!Q

□

□

2025

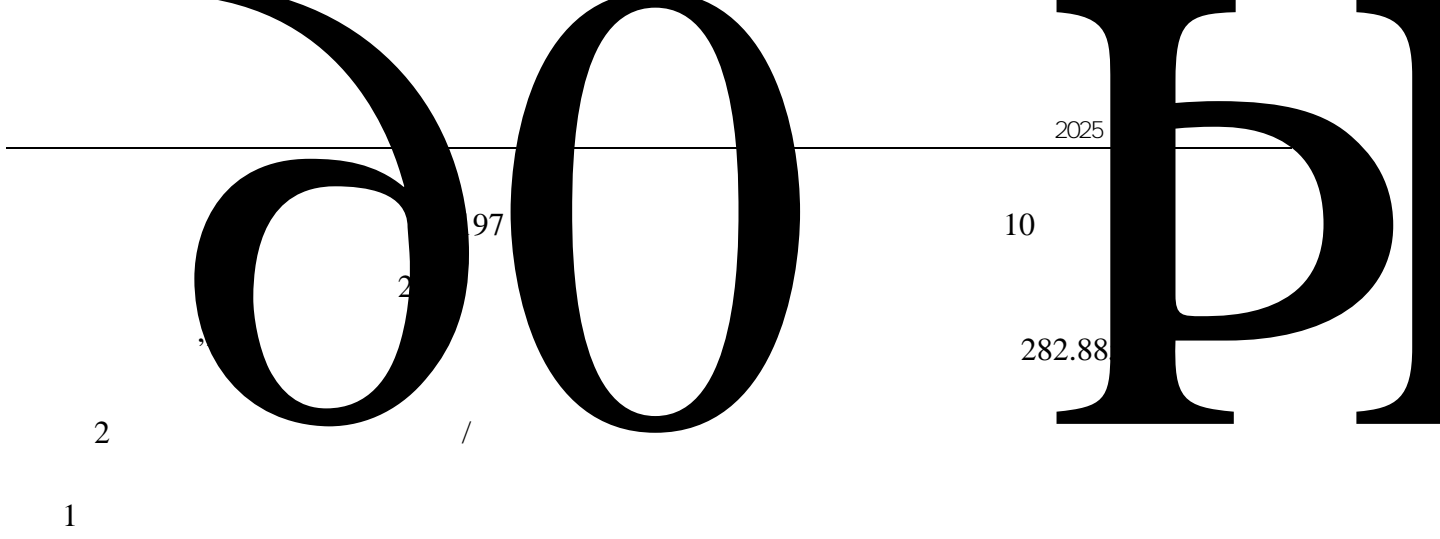
9

12

!Q

!Q





2023	5	11	2022	2022	853,580,098	10
1.90				2023	5	22
				2022		
			2022		11.95	/
11.76	/					
2	2023-2024					
2024	5	10	2023	2023	859,285,978	10
1.90				2024	6	7
2025	4	18	2024	2024	858,587,478	10
3.00			2024			
			2024			
			5,045,763	857,642,878		10
3.003304				2025	4	30
					2022	
			2022			11.76 /
11.27	/					
			2022			
			2022			
2025	9	12		2022		

623

616		2025	10	30		4,828,320
		870,349,313	0.5548%		7	
	2026	2	9		2,208,000	
	870,349,313	0.2537%				

**2****3****1**

2


1

	2026 03 13		
	www.cninfo.com.cn		
			100.00%
			100.00%
	0.5%	1%	1%
	1%	0.5%	1%
	0.5%	0.5%	

	0
	0
	0
	0

2

2025 12 31	
	2026 03 13
	<a href="http://www.cninfo.com.cn">http://www.cninfo.com.cn</a>

1

0

c 31

**CRINOS**

(ESG)

[www.cninfo.com.cn](http://www.cninfo.com.cn)

2025

1000

[www.cninfo.com.cn](http://www.cninfo.com.cn)

2025

(ESG)

**1**

**2**

**3**

“ ”

100%

	251
	3
	3
	0

( ) , 251  
231 20 )

1

2

- j

f

- en ghe

C

1

1

2

3

2

3

1

		13,700	0

2

4



		5,319,999.63
		6,341,323.72
		576,509.39
3		1,876,386,754.11
	-	5,764,814.33
	2025 12 31	1,988,760.55
	2025 12 31	595,158,057.24
4	2025 12 31	1,288,982,271.75
		137,000,000.00
		1,151,982,271.75

2 —

”

“

2025 12 31

”

“

“

”

“

”

“

”

“

”

VICTORY GIANT TECHNOLOGY (SINGAPORE) PTE. LTD

“

”

VICTORY GIANT TECHNOLOGY (VIETNAM) COMPANY LIMITED

“

”

2025 12 31

2025 12 31

1			44231001040055914		1,013,474.00	1,013,474.00	
2			2008023319201306422		500,393,242.26	500,393,242.26	
3			654880699145		43,609.57	43,609.57	
4			15121232570055		197,407.41	197,407.41	
5	VICTORY GIANT TECHNOLOGY (SINGAPORE) PTE., LTD.		44231014048400024		80,583,101.94	566,402,506.92	
6	VICTORY GIANT TECHNOLOGY (VIETNAM) CO., LTD		5139821422		11,941,160.88	83,932,031.59	
						1,151,982,271.75	

2025

1

2026 1 12

42,106.78

6

2 —

[2026] ZC10003

2026 1 13

www.cninfo.com.cn

2026-003

42,106.78

2025 9 30

150,000

12

2025 10 9

www.cninfo.com.cn

2025-

108

2025 12 31

13,700.00

		1.00%-1.75%	2026/1/28	13,700.00
				13,700.00

2025

10

2 —

2 —

2026 3 12

2



4

2025

2025

2 —

2025

2025

2025 10

2 —

2 —

2025

VICTORY GIANT TECHNOLOGY (SINGAPORE) PTE.,LTD.  
TECHNOLOGY (THAILAND) CO.,LTD.

“ ”

2.5

VICTORY GIANT

2025 7 21

2025

H

H

2025 7 29

H

H

2025 8 20

H



	862,688,641	100.00%	7,660,672	0	0	0	7,660,672	870,349,313	100.00%

2025 10 17 10  
 7,660,672 A 2025 10 2 -2026 4 2  
 862,688,641 870,349,313

2024 11 7 2024 11 25 2024  
 2025 2 13  
 2024 A 2025 8 26

2025 7 17  
 2025-077 2025 8 29  
 2025-099

2025 10 17 10  
 7,660,672 A 2025 10 20

“ ” “ ”

2

	0	4,875	0	4,875		2025 3 17

						2025 8
	8,100	2,700	0	10,800		16
	0	221,756	0	221,756		2026 4 20
	0	241,915	0	241,915		2026 4 20
	0	403,193	0	403,193		2026 4 20
	0	423,352	0	423,352		2026 4 20
	0	1,060,398	0	1,060,398		2026 4 20
LOF	0	295,299	0	295,299		2026 4 20
	0	448,270	0	448,270		2026 4 20
UBS AG	0	810,418	0	810,418		2026 4 20
	0	188,533	0	188,533		2026 4 20
1	0	201,601	0	201,601		2026 4 20
	0	60,479	0	60,479		2026 4 20
2	0	387,065	0	387,065		2026 4 20
	0	327,675	0	327,675		2026 4 20
LOF	0	40,320	0	40,320		2026 4 20

5						
	0	806,386	0	806,386		2026 4 20
	0	30,441	0	30,441		2026 4 20
	0	40,319	0	40,319		2026 4 20
1	0	40,319	0	40,319		2026 4 20
	0	1,209,580	0	1,209,580		2026 4 20
1	0	20,160	0	20,160		2026 4 20
1	0	40,319	0	40,319		2026 4 20
	0	241,916	0	241,916		2026 4 20
1	0	40,319	0	40,319		2026 4 20



2025 8 28

2025 1856

10

7,660,672

A

2025 10 20

2025 10 17

**2**





550

5,000,003

5,000,003

10
10
10
—

---

10			

a ~

g ~



7 3000€ -ñ5yY €•

**GRUPA**  
**STAN**



	2026 03 12
	[2026] ZC10134

2025 12 31

2025

2025 12 31

2025

“

”

1 —

( )	





# 3+

2025

LABN A  
© 2025

1

	3,279,646,655.67	1,662,025,966.52
	137,000,000.00	
		15,795,533.49
	189,774,750.06	192,531,157.75
	5,871,178,951.39	3,886,603,908.69
	69,600,183.61	37,371,381.88
	78,258,966.69	34,394,616.88
	352,096,827.90	120,847,644.67
	3,162,360,350.96	2,045,403,293.03
	373,876,550.32	85,024,559.10
	13,513,793,236.60	8,079,998,062.01
	2,854,295,042.63	1,116,268,853.39
	9,164,387,030.22	7,172,275,858.71

	3,609,874,903.28	256,535,616.57
	98,106,598.32	70,272,853.03
	959,460,033.63	755,877,112.14
	1,193,532,035.03	1,217,339,034.72
	210,898,232.43	105,198,121.28
	343,262,644.51	52,465,675.29
	3,296,877,231.24	349,082,006.89
	21,730,693,751.29	11,095,315,132.02
	35,244,486,987.89	19,175,313,194.03
	1,499,705,005.98	1,253,688,055.12
	1,736,000.00	
	3,383,995,541.19	2,202,380,141.58
	7,141,945,058.65	2,760,653,105.01
	11,422,898.80	3,798,149.65

████████████████████

094.420860



82,319,558.64


60,231,401.

---

	271,009,612.12	80,267,938.36
	11,157,916,802.96	6,471,118,615.94
	4,858,031,015.91	3,753,654,414.07
	2,683,283,463.72	1,005,086,553.39



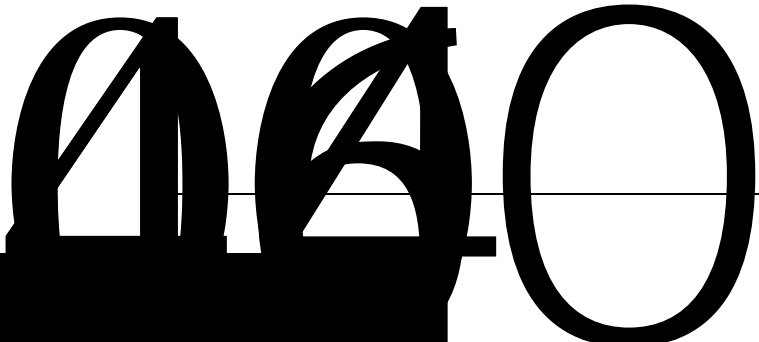
977,5



64,120,154.50

64,467,001.;

1.		
2.		
3.	1,477,322,260.84	298,385,145.24
4.		
5.		
	-50,478,028.87	28,509,740.31
1.		
2.		
3.		
4.		
5.		
6.	-50,478,028.87	28,509,740.31
7.		
	5,738,832,506.37	1,481,325,983.40
	5,738,832,506.37	1,481,325,983.40
	5.01	1.3400
	5.00	1.3400



“ ”		
“ ”		
“ ”		-3,549,000.00
“ ”		
“ ”	-27,077,108.42	9,330,369.10
“ ”		
“ ”	-22,021,448.34	-21,402,418.24
“ ”		
“ ”	-12,773,912.29	-30,989,904.83
“ ”	4,453,038,995.92	1,054,023,294.89
	685,459.18	2,124,655.44
	15,857,803.32	4,511,491.13
“ ”	4,437,866,651.78	1,051,636,459.20
	644,641,088.15	121,603,962.07
“ ”	3,793,225,563.63	930,032,497.13


#0

5

2025

2024

16,481,481,032.78




---

5,040,447,081.55  
662,314,548.67

2,629,326,537.45  
656,50-3 „ű

	2,792,326,944.02	2,984,350,852.12
	380,297,852.20	259,604,542.60
	65,321,632.30	28,329,352.76
	3,237,946,428.52	3,272,284,747.48
	3,971,014,119.42	1,166,917.14
	36,755,728.09	62,959,205.37
	912,659,051.54	-95,026,998.25
	410,793,606.72	505,820,604.97
	1,323,452,658.26	410,793,606.72

7



							4,23 1.97				8,27 4.40		2,50 6.37		2,50 6.37
	7,66 0,67 2.00				2,12 0,36 6,44 8.45	- 78,9 70,8 30,4 4							2,20 6,99 7,95 0.89		2,20 6,99 7,95 0.89
1	7,66 0,67 2.00				1,86 8,72 6,08 2.11								1,87 6,38 6,75 4.11		1,87 6,38 6,75 4.11
2															
3					317, 877, 630. 28								317, 877, 630. 28		317, 877, 630. 28
4					- 66,2 37,2 63,9 4	- 78,9 70,8 30,4 4							12,7 33,5 66,5 0		12,7 33,5 66,5 0
											- 257, 576, 228. 60		- 257, 576, 228. 60		- 257, 576, 228. 60
1															
2															
3											- 257, 576, 228.		- 257, 576, 228.		- 257, 576, 228.



1								6,71 3,68 5.12					6,71 3,68 5.12	6,71 3,68 5.12
2								5,29 2,88 0.32					5,29 2,88 0.32	5,29 2,88 0.32
	870, 349, 313. 00				5,38 7,28 2,43 6.84	5,43 3,57 2.43	1,99 4,27 0,57 9.31	8,98 6,24 0.46	476, 717, 063. 58			7,88 5,43 6,38 2.81	16,6 17,6 08,4 43.5 7	16,6 17,6 08,4 43.5 7

2024

862, 688, 641. 00					3,25 6,20 6,31 6.24	56,0 75,0 50.1 1	240, 531, 461. 79	5,80 3,88 9.00	383, 713, 813. 87	2,93 2,86 0,82 4.69	7,62 5,72 9,89 6.48	7,62 5,72 9,89 6.48
----------------------------	--	--	--	--	------------------------------	---------------------------	----------------------------	----------------------	----------------------------	------------------------------	------------------------------	------------------------------

862, 688, 641. 00					3,25 6,20 6,31 6.24	56,0 75,0 50.1 1	240, 531, 461. 79	5,80 3,88 9.00	383, 713, 813. 87	2,93 2,86 0,82 4.69	7,62 5,72 9,89 6.48	7,62 5,72 9,89 6.48
----------------------------	--	--	--	--	------------------------------	---------------------------	----------------------------	----------------------	----------------------------	------------------------------	------------------------------	------------------------------

10,7  
09,6  
72.1  
5

28,3  
~~09,3~~  
52.7


“ ”

			894,		4,43	1,32	1,32
			885.		1,09	5,98	5,98
			55		7.85	3.40	3.40
		10,7	28,3			-	-
		09,6	29,3			17,6	17,6
		72.1	52.7			19,6	19,6
		5	6			80.6	80.6
						1	1
1							
2							
						25	2
3							
		10,7				10,7	10,7
		09,6				09,6	09,6
		72.1				72.1	72.1
		5				5	5
4			28,3			-	
			29,3			28,3	
			52.7			29,3	
			6			52.7	

											335. 82		335. 82		335. 82
4															
1															
2															
3															
4															
5															
6															
								1,76 1,54					1,76 1,54		1,76 1,54

---

	6.66	6.66	6.66
1	4,63	4,63	4,63
	0,93	0,93	0,93
2	0.74	0.74	0.74



1,426,  
467,37  
3.77

3,793,  
225,56  
3.63

3

1

2

3

4

5

6

1

2

	870,34 9,313. 00				5,392, 659,86 5.75	5,433, 572.43	1,9 587, 9.5		6,546, 500,58 6.70	15,249 ,842,7 23.28

2024

862,68	3,261,	56,075	251,20	383,17	2,337,	7,0
8,641.	583,74	,050.1	9,732.	6,070.	086,34	66
00	10,200 5.15	1	03	98	0.07	

862,68	3,261,	56,075	251,20	383,17	2,337,
8,641.	583,74	,050.1	9,732.	6,070.	086,34
00	5.15	1	03	98	

10,709  
2.1

“ ”



2												
3												
4												
5												
6												
1												
2												
	862,68 8,641. 00				3,272, 293,41 7.30	84,404 ,402.8 7	543,11 9,835. 80		476,17 9,320. 69	3,010, 851,25 1.67		8,080, 728,06 3.59

2026 3 12

**1**

—  
“

**3**

12

**4**

VGT PCB INC. PoleStar Limited MFS Technology(S)Pte Ltd. Victory Giant Technology(S)  
Pte Ltd MFS Technology(M)Sdn.Bhd.  
MFS TechnologyEurope UG Victory Giant Technology (Vietnam) Co., Ltd  
Victory Giant Technology (Thailand) Co., Ltd.

**5**

**6**

**7**

1

2

1

2

**8**

**9**

**10**

1





6

1

2

1

2

14 —

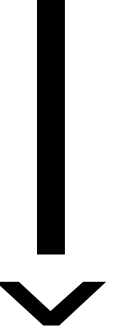
21 —

15

2025

---

30



12



**18**

**19**

**20**

**21**

**22**

1

2

1

2

”

“

3

1

2

1

2

3

	50-99	
	3-10	
	11-28	
	10-12	
	5-10	
	23.5	

1.

2

1

(1)

(2)

(3)

(4)

(5)

2

3

(1)

(2)

(3)

(4)

(5)

**30**

**31**

**32**

**3**

**4**

**34**

1

2

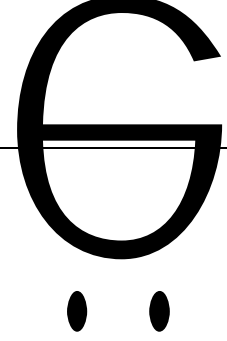
3

**36**

**37**

(1)

(2)



(VMI)

( )

(1)

(2)

1

(3)

(4)


( )

**38**

**39**

(1)

ê



(1)

1)



ar B

Cay @óé

2  
4  
1



1





---

2024 11

**Mā**

2025

GM

---

**4****1**

	95,166,173.05	133,960,054.53
	96,525,493.67	60,515,862.13
	-1,916,916.66	-1,944,758.91
	189,774,750.06	192,531,157.75

**2**

	1,339,000.29		3		951,661.73
	605,158.62	360,096.31			965,254.93
	1,944,758.91	360,096.31	387,938.56		1,916,916.66

4

--	--

5

		81,208,684.19
		35,165,319.18
		116,374,003.37

6

--	--

--

--	--	--	--	--	--

5

1

1	1	5,928,674,738.81	3,924,194,378.81
1	2	2,504,310.26	987,728.61
2			

17651

2



**4**







7

	37,371,381.88	956,549,968.25	924,321,166.52		69,600,183.61	
	37,371,381.88	956,549,968.25	924,321,166.52		69,600,183.61	

8

8

	352,096,827.90	120,847,644.67
	352,096,827.90	120,847,644.67



5

--	--

--	--	--	--	--	--

3

1

	318,394,436.43	84,750,099.50
	21,071,447.62	23,004,938.57
	13,758,278.12	10,093,482.84
	1,330,999.87	1,581,709.05
	26,330,896.52	13,919,904.97
	380,886,058.56	133,350,134.93

2

1	1	366,037,032.76	126,243,905.66
1	2	8,262,157.45	991,107.88
2	3	768,560.17	811,171.50
3		5,818,308.18	5,303,949.89
3	4	753,207.88	1,013,816.90
4	5	1,013,816.90	407,731.86
5		4,051,283.40	3,882,401.13
		380,886,058.56	133,350,134.93

3


	380,886,058.56	100.00%	28,789,230.66	7.56%	352,096,827.90	133,350,134.93	100.00%	12,502,490.26	9.38%	120,847,644.67
	380,886,058.56	100.00%	28,789,230.66	7.56%	352,096,827.90	133,350,134.93	100.00%	12,502,490.26	9.38%	120,847,644.67
	380,886,058.56	100.00%	28,789,230.66	7.56%	352,096,827.90	133,350,134.93	100.00%	12,502,490.26	9.38%	120,847,644.67

28,789,230.66

	380,886,058.56	28,789,230.66	7.56%
	380,886,058.56	28,789,230.66	

	12	( )	( )	
2025 1 1	12,502,490.26			12,502,490.26
2025 1 1				
	16,353,572.69			16,353,572.69
	-66,832.29			-66,832.29
2025 12 31	28,789,230.66			28,789,230.66

4

	12,502,490.26	16,353,572.69		-66,832.29
	12,502,490.26	16,353,572.69		-66,832.29

--	--	--	--	--



	5,754,034.29	7.35%
	3,674,463.77	4.7%
	2,922,011.24	3.73%
	2,441,742.57	3.12%
	22,410,435.42	28.63%

**10**

**1**

932,529,356.04	19,629,058.00	912,900,298.04	518,734,928.89	17,306,255.78	501,428,673.11
1,275,517,476. 83	18,457,523.53	1,257,059,953. 30	878,280,095.29	13,732,225.61	864,547,869.68
1,051,302,194. 45	60,811,543.32	990,490,651.13	739,158,787.82		



4

---

--	--	--	--	--

**2**


**3**



2

--	--	--	--	--	--	--	--	--	--	--

3

	12	( )	( )	
2025	1 1			

4

--	--

16

	171,011,57 8.91	111,182,30 0.00	59,829,278. 91		61,590,538. 88			
	2,683,283,4 63.72	1,005,086,5 53.39	1,678,196,9 10.33		2,317,161,4 23.04			
	2,854,295,0 42.63	1,116,268,8 53.39	1,738,026,1 89.24		2,378,751,9 61.92			



---

--	--	--	--	--

4 \

--	--

--	--	--	--	--	--



20

1

2

3

--	--	--	--	--	--	--

4

--	--	--

21

	9,160,699,713.27	7,163,992,132.97
	3,687,316.95	8,283,725.74
	9,164,387,030.22	7,172,275,858.71

1

1.	3,239,131,766. 09	62,476,591.22	7,426,323,482. 72	52,237,439.31	268,364,134.17	11,048,533,413 .51
2.	507,518,380.86	103,184,580.35	2,248,842,190. 64	25,430,226.53	77,971,016.07	2,962,946,394. 45
1 9						

—	4,778,507.71	5,188,603.49	-13,367,354.15	166,981.38	-4,446,268.43	-7,679,530.00
3.	108,630,032.61	0.00	247,401,113.65	2,067,379.09	4,966,071.74	363,064,597.09
1	108,630,032.61	0.00	175,557,429.37	2,067,379.09	4,966,071.74	291,220,912.81
—	0.00	0.00	71,843,684.28	0.00	0.00	71,843,684.28
4.	3,638,020,114. 34	165,661,171.57	9,427,764,559. 71	75,600,286.75	341,369,078.50	13,648,415,210 .87
1.	569,329,585.52	0.00	3,107,774,280. 67	39,144,437.19	143,773,831.04	3,860,022,134. 42
2.	100,456,174.69	0.00	697,191,506.97	5,518,336.62	39,961,658.40	843,140,105.7

2.	2,668,768.01	1,595,083.42	4,296,575,717.01	13,063,073.54	124,0490.99	7,163,992,132.97
----	--------------	--------------	------------------	---------------	-------------	------------------

2

--	--	--	--	--	--	--

3


NIC9	fB ö	ÖH ÖY	
------	------	-------	--

4

--	--

---

	3,609,874,903. 28		3,609,874,903. 28	256,535,616.57		256,535,616.57
--	----------------------	--	----------------------	----------------	--	----------------

**2**


23

1

2

3

24

25

1

1.	108,809,952.59	2,973,826.25	409,014.10	112,192,792.94
2.	51,411,180.11	-		

6

2.					
1					
3.					
1					
4.					
					220
1.	97,809,695.52			296,902.80	98,106,598.32
2.	69,143,714.72	743,693.70		385,444.61	70,272,853.03

5

2

26

1

1.	156,795.9	107,479.9	87,195.43	10,798.09	143,677.8	357,425.9	1,490,566	864,863.8	
	63.42	04.91	1.40	4.35	87.63	77.66	.04	25.41	
2.	239,513.1	-	25,761.27		-	-		253,435.0	
	67.22	1,856,800	7.35		2,046,906	7,935,727		09.03	
		.78			.92	.84			
	216,054.9		19,160.62					235,215.6	
1	86.12		2.53					08.65	
2									
3									
—	-	-	466,009.3		-	-		-	
	6,647,849	1,856,800	5		2,046,906	7,935,727		18,021,27	
	.54	.78			.92	.84		5.73	
—	30,106.03								

---

4.	396,309,1	105,623,1	106,210,9	10,798,09	141,630,9	349,490,2	1,490,566	1,111,553
	30.64	04.13	48.90	4.35	80.71	49.82	.04	

2

3



4

27

1



9

© 2025

2025 CV'



5

28

	4,220,000.00		2,217,600.00		2,002,400.00
	47,740,788.97	85,769,139.66	31,355,779.83		102,154,148.80
	2,802,321.85	52,906,449.81	8,437,024.68		47,271,746.98
	9,384,892.71	19,033,537.19	10,262,901.89		18,155,528.01
	446,434.55		446,434.55		
	40,603,683.20	40,299,115.32	39,588,389.88		41,314,408.64
	105,198,121.28	198,008,241.98	92,308,130.83		210,898,232.43

29

/

1

	90,306,347.20	13,545,952.09	92,384,601.04	14,473,479.23
	11,402,041.18	1,938,347.00	15,549,502.01	2,660,262.29
	327,221,459.53	66,994,543.05	130,305,621.51	31,362,381.98
	85,092,257.99	13,005,781.07	47,912,457.23	7,302,886.75
	78,270,921.08	12,040,638.16	41,622,279.28	6,248,323.98
	1,661,232,406.33	253,984,725.66	30,180,949.66	4,527,142.45
	26,415,660.45	5,197,374.67	48,725,071.26	10,314,367.05
	80,484,950.40	12,690,858.52	57,746,709.48	9,023,005.46
	6,215,122.92	932,268.44		
	2,366,641,167.08	380,330,488.66	464,427,191.47	85,911,849.19

2

	901,451,052.08	153,251,882.18	981,569,071.28	166,861,537.96
	2,378,751,959.55	356,812,793.95	640,725,772.68	96,108,865.55
	120,930,401.56	26,273,268.09	127,085,807.23	27,234,796.40
	70,966,992.24	10,794,578.86	50,781,735.11	7,617,260.27

	612,889,334.71	30,644,466.74	396,084,494.60	19,804,224.73
	4,084,989,740.14	577,776,989.82	2,196,246,880.90	317,626,684.91

3

	37,067,844.15	343,262,644.51	33,446,173.90	52,465,675.29
	37,067,844.15	540,709,145.67	33,446,173.90	284,180,511.01

4

		6,003,779.92	5,804,077.33
		33,059,486.39	254,726,038.22
		39,063,266.31	260,530,115.55

5

--	--	--	--

30

	12,133,572.14		12,133,572.14	12,068,740.55	12,068,740.55
	3,279,530,502. 49		3,279,530,502. 49	334,368,546.01	334,368,546.01
	5,213,156.61		5,213,156.61	2,644,720.33	2,644,720.33
	3,296,877,231. 24		3,296,877,231. 24	349,082,006.89	349,082,006.89

31

	73,065,509. 31	73,065,509. 31			735,280,05 7.98	735,280,05 7.98

	13,857,989. 69	13,719,409. 79			16,610,516. 39	16,444,411. 23		
	839,814,90 8.00	716,725,81 9.49			839,814,90 8.00	731,565,49 9.07		
	102,516,01 3.68	101,490,85 3.54			109,985,94 0.08	108,886,08 0.68		
					726,413,40 3.92	726,413,40 3.92		
	2,683,283,4 63.72	2,683,283,4 63.72			1,005,086,5 53.39	1,005,086,5 53.39		
	3,712,537,8 84.40	3,588,285,0 55.85			3,433,191,3 79.76	3,323,676,0 06.27		


32

1

	102,516,013.68	838,411,805.11
	1,396,634,076.63	415,000,000.00
	554,915.67	276,250.01
	1,499,705,005.98	1,253,688,055.12

2

0.00



1,736,000.00

	238,290,382.79	280,769,689.38
	238,290,382.79	280,769,689.38

1

--	--	--

--	--	--

2

--	--	--

1

3

1

	32,359,911.69	47,300,946.02
		3,019,240.90
	12,886,823.68	17,648,591.37
	12,668,768.75	10,407,135.73
	84,609,144.43	58,030,015.21
	2,838,334.98	21,130,736.81
		84,139,182.63
	92,927,399.26	39,093,840.71
	238,290,382.79	280,769,689.38

2

1

	21,000,000.00	
	3,000,000.00	
	1,500,000.00	
	1,500,000.00	
	1,500,000.00	
	28,500,000.00	

**38****1**

--	--	--

**2 1**

--	--	--

--	--	--

**39**

1	11,384,115.82	3,756,294.23
1 2	38,782.98	41,855.42
	11,422,898.80	3,798,149.65

1

--	--	--

--	--	--

**40****1**

	185,863,182.33	2,256,984,147.44	2,177,206,519.97	265,640,809.80
-	10,132,878.05	140,208,715.73	137,066,364.29	13,275,229.49
		253,848.28	253,848.28	
	195,996,060.38	2,397,446,711.45	2,314,526,732.54	278,916,039.29

**2**

1	172,924,618.34	2,052,412,920.78	1,984,035,834.12	241,301,705.00



43

	974,121,155.10	654,082,769.30
	22,114,112.20	14,832,346.96
	996,235,267.30	668,915,116.26

44

	13,857,989.69	16,610,516.39
	1,249,758.47	2,235,955.97
	15,107,748.16	18,846,472.36


45

1

	668,520,000.00	835,680,000.00
	151,970,191.66	193,750,849.02
	7,628,708.10	
	3,039,317,450.02	1,280,606,726.40
	3,867,436,349.78	2,310,037,575.42

46

1

--	--	--

2



**49**

**1**

---

	10,891,269.23	13,936,255.03	
	10,891,269.23	13,936,255.03	

**51**

	41,622,279.28	46,483,100.00	7,834,458.20	80,270,921.08	
	107,826.00		107,826.00		
	41,730,105.28	46,483,100.00	7,942,284.20	80,270,921.08	

55

	3,238,930,890.85	1,953,094,708.25	66,237,263.94	5,125,788,335.16
	27,985,097.54	317,877,630.28	84,368,626.14	261,494,101.68
	3,266,915,988.39	2,270,972,338.53	150,605,890.08	5,387,282,436.84

1.		7,660,672.00		1,868,726,082.11
2.	2022	11,201,141.15		
3.	2022		623	7,036,320 -
	11.27 / 2025 9 2518 %	Ê (È Á Ç) C t E Â P , Ì Ð 54,415,166.40		
		4,828,320		66,237,263.94
		26,876,997.96		
4.	2022			306,676,489.13
		306,676,489.13	57,491,628.18	
<b>56</b>				

a

	84,404,402.87	41,681,599.90	120,652,430.34	5,433,572.43
	84,404,402.87	41,681,599.90	120,652,430.34	5,433,572.43

---

	544,616,90	1,738,026,1	260,703,92	1,477,322,2	2,021,939,1
	4.75	89.24	8.40	60.84	65.59

4		0.00
5	0.00	

**61**

---

--	--	--	--	--	--	--

0.00      0      0.00      0      0.00      0.00      0

--	--	--

	9,710,373.44	8,413,722.18
	5,222,262.26	5,959,073.32
	4,474,205.57	3,706,691.80
	4,243,870.03	3,838,489.02
	1,235,910.21	1,230,726.10
	500,438,984.48	392,238,847.50

64

	150,728,433.46	109,274,452.66
	30,929,010.84	20,206,034.29
	24,954,538.69	16,992,556.64
	15,920,706.28	17,159,938.16
	12,368,621.19	11,575,138.62

4

**67**



72

	-33,629,692.03	-13,176,517.50
	-252,165.80	-10,442,522.69
	-33,881,857.83	-23,619,040.19

73

	-21,588,716.00	-47,614,950.00
		-102,678.61
	-716,377.68	113,958.97
	-22,305,093.68	-47,603,669.64

74

		452,927.28	
		67,690.00	
	15,193,244.66	43,196,813.24	15,193,244.66
	15,193,244.66	43,717,430.52	15,193,244.66

75

	10,386,981.13	4,382,340.00	10,386,981.13
	6,325,900.76	5,608,668.33	6,321,858.48
	0.00	280,352.29	4,042.28
	0.00	3,552,045.75	0.00
	33,465,168.05	6,411,702.07	33,465,168.05
	50,178,049.94	20,235,108.44	50,178,049.94

76

1

	756,650,646.65	169,501,531.77
	-46,922,808.33	-12,109,563.03
	709,727,838.32	157,391,968.74

2

		5,021,716,112.72
/		753,257,416.91
		3,245,300.96
		26,457,587.03
		14,986,140.31
		-33,974,024.36
		5,579,232.39
		-59,823,814.92
		709,727,838.32

77

57

78

1

	103,345,814.26	105,972,716.70
	81,344,124.00	20,701,335.90
	24,510,271.77	14,262,304.85
	16,117,343.12	10,865,131.41
	225,317,553.15	151,801,488.86

	574,486,982.00	281,499,255.43
	200,192,201.34	81,165,392.90
	201,230,138.42	41,869,503.00
	4,194,466.77	3,235,301.55
	16,712,881.89	15,424,490.81

---

	996,816,670.42	423,193,943.69
--	----------------	----------------

**2**

	1,808,730,268.46	
	1,736,000.00	
	1,810,466,268.46	

--	--	--

	1,937,000,000.00	3,835,555,555
--	------------------	---------------



3		
	3,206,581,146.36	926,645,908.54
	926,645,908.54	749,377,150.98
	2,279,935,237.82	177,268,757.56

6

--	--	--	--

7

80

“ ”

81

1

		1,906,049,403.8
--	--	-----------------



---

9,961,800.00	7.0288	70,019,499.84
10,560,000.00	8.2355	86,966,880.00
8,560,100,000.00	0.0448	383,466,799.70
		1,844,620,219.80
242,666,352.81	7.0288	1,705,653,260.63
71,801.92	8.2355	591,324.71
83,027.14	0.9032	74,991.77
1,007,411,650.00	0.0448	45,129,019.68
4,894,122.42	1.7319	8,476,130.62
212,205.34	5.4586	1,158,344.07
371,429,115.		

**3****83****84**

	458,353,903.23	201,574,774.05
	303,756,195.72	229,682,965.09
	11,757,195.58	8,016,455.98
	3,776,132.53	10,552,333.03
	777,643,427.06	449,826,528.15
	777,643,427.06	449,826,528.15

**1****a**

1

1

--	--	--	--	--	--	--	--	--	--

100%

2

--	
--	
--	
--	
--	
--	
--	
--	
/	

3






6

1

1



	60,000,000.0 0	100.00%	
	50,000.00 <sup>1</sup>	100.00%	
	100,000,000. 00	100.00%	
	50,000,000.0 0	100.00%	
VGTPCB INC.	500,000.00 <sup>2</sup>		100.00%
	5,000,000.00 3		100.00%
	10,000.00 <sup>4</sup>		100.00%
	1,180,000.00 5		100.00%



Europe UG							
	17,000,000.00 <sup>12</sup>					100.00%	
VICTORY GIANT TECHNOLOGY(SINGAPORE)PTE.LTD	235,644,793.00 <sup>13</sup>				100.00%		
VICTORY GIANT TECHNOLOGY(VIETNAM)CO.,LTD	50,000,000.00 <sup>14</sup>					100.00%	
VICTORY GIANT TECHNOLOGY(THAILAND)CO.,LTD	6,372,126,800.00 <sup>15</sup>					100.00%	

1

2

3

4

5

6

7

8

9

10

11

12

13

14

15

2

--	--	--	--	--

3



4

5

2

1

2

/	
--	
--	
/	
/	

3

1

--	--	--	--	--	--





7

8

4

				/	

5

**1**

	1,840,039,826.01	66,009,577.87	1,906,049,403.88	357,599,172.97	413,991,769.69	771,590,942.66
	4,510,907,132.57	116,785,332.68	4,627,692,465.25	2,237,103,312.62	78,803,674.87	2,315,906,987.49
	21,051,075.29	13,976,074.19	35,027,149.48	13,397,431.90	6,166,861.16	19,564,293.06
	6,371,998,033.87	196,770,984.74	6,568,769,018.61	2,608,099,917.49	498,962,305.72	3,107,062,223.21

		145,072,265.42	145,072,265.42	728,425,865.03		728,425,865.03
	70,019,499.84	470,433,679.70	540,453,179.54			
	1,705,653,260.63	138,966,959.17	1,844,620,219.80	124,027,096.24	93,888,121.78	217,915,218.02
	70,277,794.74	35,473,315.44	105,751,110.18	26,323,528.88	38,170,824.79	64,494,353.67
	1,845,950,555.21	789,946,219.73	2,635,896,774.94	878,776,490.15	132,058,946.57	1,010,835,436.72

2025 12 31 5%  
22,630.24 2024 12 31 8,646.62

2

1

2


3

3

1

2

3

1

	--	--	--	--

---

1.	137,000,000.00	137,000,000.00
----	----------------	----------------

50

15.49%

15.49%

---

/	/	/	/	/	/	/
---	---	---	---	---	---	---

/

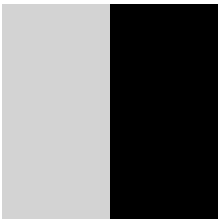
/

/	/	/	/	/	/	/
---	---	---	---	---	---	---

/

**3**

--	--	--	--



--

6

--	--	--	--

7

	21,758,195.29	12,270,273.08

8

6

1


2

--	--	--	--

7

8

1


			7,036,320.0	39,825,571.			
			0	20			
			7,036,320.0	39,825,571.			
			0	20			

2

	2022-076
	370,196,657.86
	11,201,141.15

3

4



3

1

--	--	--	--

2

10	20
10	0
10	0
10	20
10	0
10	0
	870,131,870      10
	20                      0
	10                      0

3

4

2026 3 6 ( ) ( “ ” )  
( ) ( (2026)478 )

2026 1 23 MFS Technology (S) PTE Ltd “MFSS” TCL  
002129 SunPower Technology Ltd.  
SunPower Malaysia Manufacturing Sdn. Bhd.  
“ ”  
“ ” “SPMY” 100%

2026 2 13 MFSS

1

1

--	--	--	--

2



2

3

1

2

4


5



6

1

2



3

4

7

8

1

1

---

1	1	5,874,416,188.44	3,201,719,234.20
1	2	1,823,022.82	982,912.45
2	3	84,599.50	1,928,312.33
3		1,838,216.4	



2

--	--	--	--	--

3

4


--	--	--	--	--	--

5

--	--

--	--	--	--	--	--

2

1

( )		
-----	--	--

2

1

( )				
-----	--	--	--	--



2	3	46,793,527.40	581,800.00
3		4,873,468.30	4,610,668.30
3	4	510,800.00	1,012,878.30
4	5	1,012,878.30	5,000.00
5		3,349,790.00	3,592,790.00
		827,842,141.99	220,479,715.01

3

	827,842,141.99	100.00%	21,820,762.69	2.64%	806,021,379.30	220,479,715.01	100.00%	10,423,646.67	4.73%	210,056,068.34
	335,841,523.09	40.57%	21,820,762.69	6.50%	314,020,760.40	104,793,429.71	47.53%	10,423,646.67	9.95%	94,369,783.04
	492,000,618.90	59.43%	0.00	0.00%	492,000,618.90	115,686,285.30	52.47%	0.00	0.00%	115,686,285.30
	827,842,141.99	100.00%	21,820,762.69	2.64%	806,021,379.30	220,479,715.01	100.00%	10,423,646.67	4.73%	210,056,068.34

21,820,762.69

	335,841,523.09	21,820,762.69	6.50%
	492,000,618.90	0.00	
	827,842,141.99	21,820,762.69	

	12	( )	( )	
2025	1 1	10,423,646.67		10,423,646.67
2025	1 1			
		11,397,116.02		11,397,116.02
2025	12 31	21,820,762.69		21,820,762.69

4

	10,423,646.67	11,397,116.02			0.00	21,820,762.69
	10,423,646.67	11,397,116.02	0.00	0.00	0.00	21,820,762.69

--	--	--	--	--	--

5

--	--

--	--	--	--	--	--

6

		301,167,397.93	1	36.38%	15,058,369.90
		225,568,999.36	1	27.25%	0.00
		152,651,162.42	3	18.44%	0.00
		106,429,051.07	1	12.86%	0.00
		11,653,862.86	1	1.41%	0.00
		797,470,473.64		96.34%	15,058,369.90

7

---

**3**

	4,858,031,015. 91		4,858,031,015. 91	3,753,654,414. 07	3,753,654,414. 07
	4,858,031,015. 91		4,858,031,015. 91	3,753,654,414. 07	3,753,654,414. 07





	1,489,314.80	
	23,729,208.44	
	-1,519,637.23	
	2,003,656.08	
	8,120,450.40	--

1 —

2

		/	/
	35.56%	5.01	5.00
	35.49%	5.00	4.99

3

1

2

3

a ~